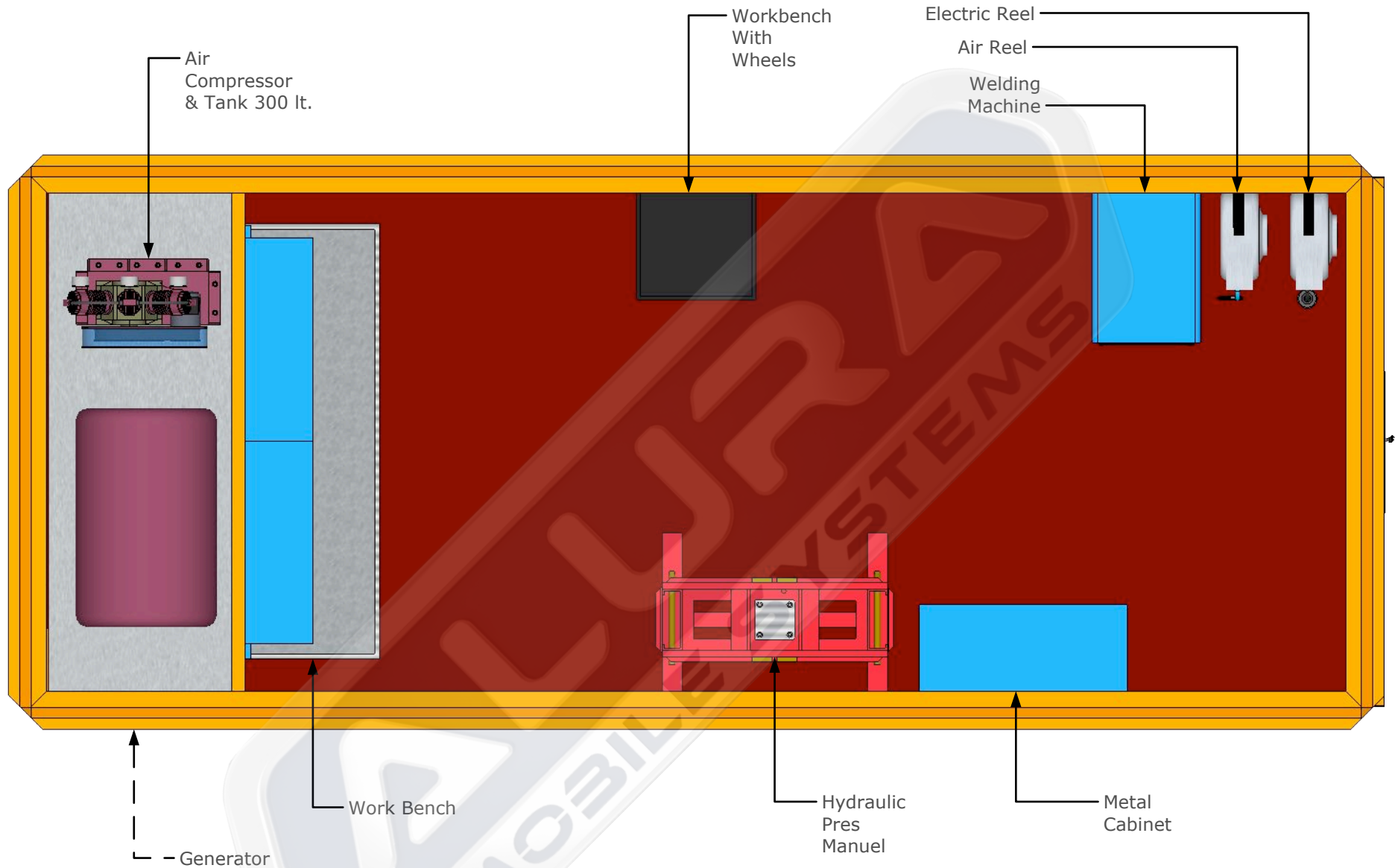


Project / Model  
**23.017**  
**Mobile Workshop**

Info  
MWS 2.2.1.

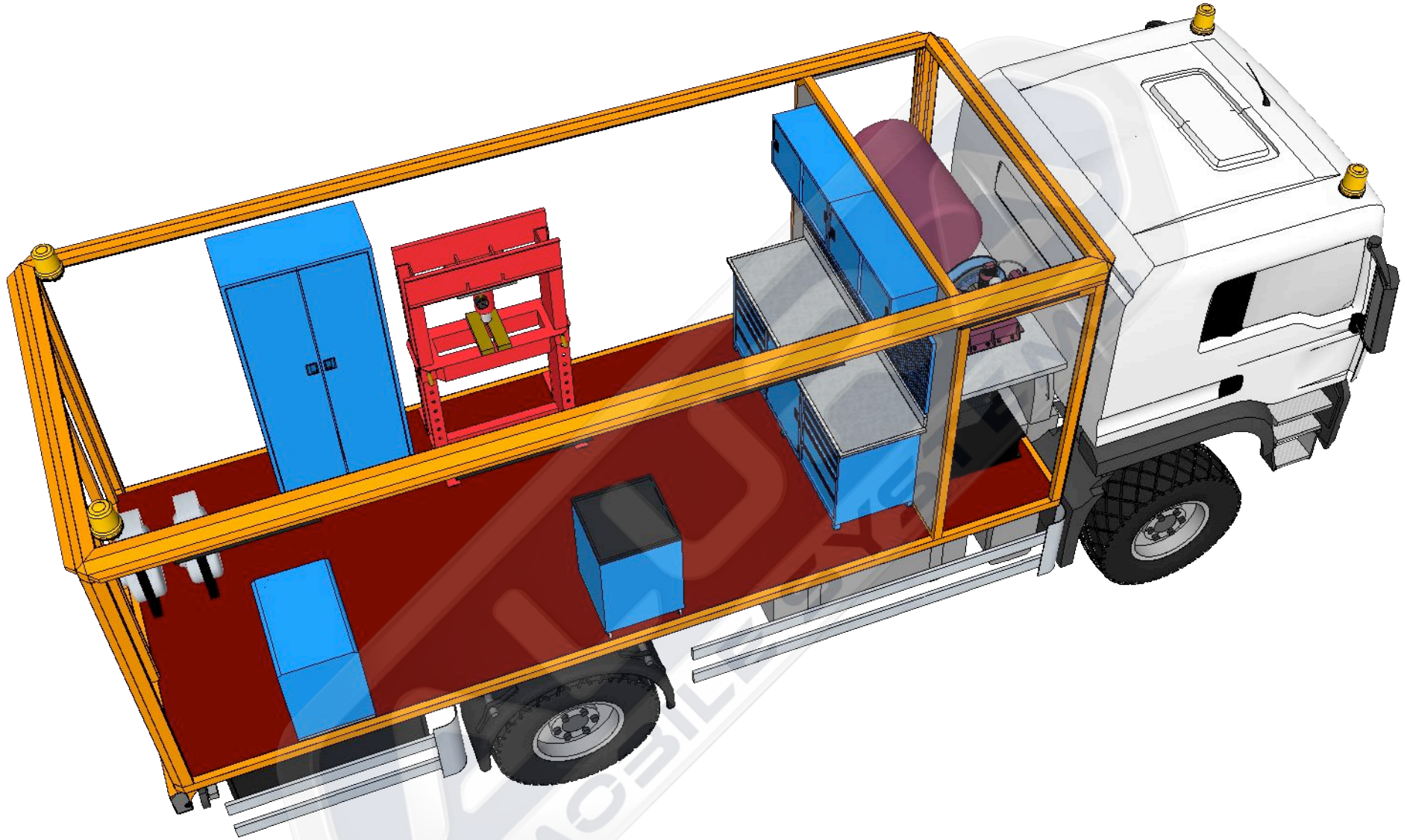
Date : 04.03.2024  
Rev. : 00.00  
Per. : Metin ALÇAR  
Tel. : 0544 242 04 91  
Mail : sales@aluratrailer.com

**A 02**

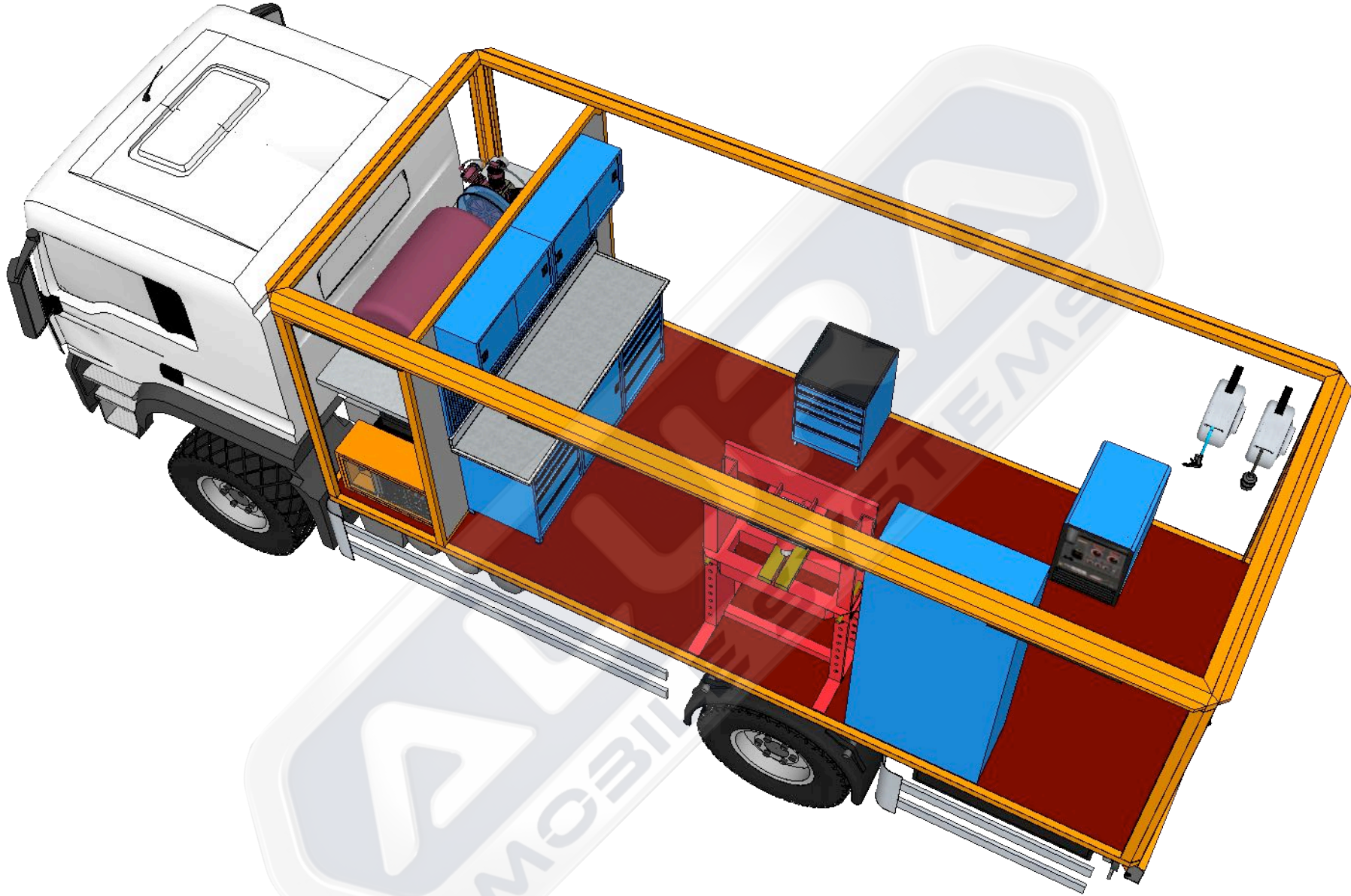
























No	Equipment	Explanation	Producer	Orjin	Piece
<b>1</b>	<b>Bodywork</b>		<b>Alura</b>	<b>Turkey</b>	<b>1</b>
		<p>MWS Insulated Body  From twisted C type channel steel.  Base traverses 80mm height 3mm  18 mm Elastomeric rubber insulation.  Floor 18mm Plywood plywood.  Sliding windows to usable areas.  Generator and compressor areas are quickly accessible cover.  Exhaust and ventilation device.  Stainless hinges and locks.  Outside transportation center control board.  Electrical cables are hidden inside the insulated chassis.</p>	<p>Outside transportation center control board.  Electrical cables are hidden inside the insulated chassis.  Quick access cover to the lubricating and washing rollers.  Monolithic crane connection channel to the body frame.  Fixed glass rear door.  Environmental and interior lighting 220v.  Acrylic industrial chassis and surface paint.  Quick-access rear bumper drawers.  Metal items are fixed to the chassis.</p>		
<b>2</b>	<b>Aluminum Shutters</b>		<b>Alura</b>	<b>Turkey</b>	<b>2</b>
		<p>Manuel Working  Locking Systems  Size : 1000 x 2300 mm 2 pcs.</p>			
<b>3</b>	<b>Generator Diesel</b>		<b>Power</b>	<b>Turkey</b>	<b>1</b>
		<p>Standby/Prime Power: 28 kVa / 25 kVa  Standard Voltage: 400/230 V / 3 Phase  Engine Bran: Cummins  Engine Model: X2.5G2  Alternator: Stamford  RPM: 1500 rpm.</p>	<p>Frequency: 50 Hz.  Water Cooling</p>		
<b>4</b>	<b>Welding Machine MMA</b>		<b>Magmaweld</b>	<b>Turkey</b>	<b>1</b>
		<p>Mains Voltage : 400 V  Power Drawn from the Net.: 19.6 kVA  Welding Current Setting Ran.: 5-350 A  Rated Welding Current: 350 (35%) A  Open Circuit Voltage: 86 V  Electrode Diameter: 1.60 - 5.00 mm</p>	<p>Dimensions (l x w x h): 585 x 307 x 515 mm  Weight : 32 Kg  Protection Class IP21</p>		
<b>5</b>	<b>Pistone Compressor AC 75</b>		<b>Atlas Copco</b>	<b>Belgium</b>	<b>1</b>
		<p>Chassis Piston Air Compressor  Engine Power: 7.5 hp  Air Intake: 836 lt/min  Revolution : 663 rpm  Pressure : 15 bar  Working Power : 380 V</p>			

No	Equipment	Explanation	Producer	Orjin	Piece
6	Air Tank		Alura	Turkey	1
		Capacity : 300 lt. Working Pressure: 16 bar. Test Pressure: 16 Bar. Sheet Thickness: 4 mm. Compressor Connection : 1" Air Outlet : 1/2"			
7	Hidrolik Pres (Manuel)		GLS	Turkey	1
		Hydraulic Press 30 Tons The lever manual hydraulic press is designed for automotive, truck and industrial repair shops where pressing, bending, straightening and shaping tasks are required.	Dimensions HxLxW: 1.700x740x600 mm		
8	209 Piece Tool Set		izeltaş	Turkey	1
		Metal material drawer: 5 pcs With EVA sponge inside the drawer lockable Top is plastic portable on wheels Pulls full of hand tools 209 Piece			
9	Control panel of all equipment.		Alura	Turkey	1
		Control of machines and lighting system. Generator / Mains power connection.			
10	Work Bench		Alura	Turkey	1
		Work Bench Width: 1.800 mm Depth: 700 mm Height: 2.000 mm Number of Drawers: 10 Drawer Carrying Capacity: 60 kg.	Shelf Carrying Cap .: 80 kg. Socket 2 Pieces 25 mm MDF + Pvc on worktops Electrostatic powder paint Suspension boards modular		
11	Metal Cabinet		Alura	Turkey	1
		WxDxH: 1.000 x 450 x 2.000 mm Body and carriers 0.80 - 1.2 mm It is long-lasting and durable. The covers are double wing reinforced. Number of Shelves: 7 Pieces Shelf Carrying Cap .: 80 kg.	Variable drawer groups		

No	Equipment	Explanation	Producer	Orjin	Piece
12	Cable Roller		Mavel	Italy	1
		20 Mt 5x2.5 mm Three Phase : 400 Volt Cable Thickness: 5x2.5 mm Cable Length: 20 Mt Cable Type : H07RN-F Power : 1000-3000 W	Auto Rewind Plastic outer cover steel swivel wall bracket Weight: 9 Kg Dimensions: 42x39x23 Cm		
13	Air Reel		Mavel	Italy	1
		Hose Diameter: 10x15 Mm Hose Length: 20 Mt Working Pressure: 15 Bar Inlet and Outlet Dimension: 3/8" F - 3/8" M Automatic Rewind	Plastic outer casing steel swivel wall bracket It can be easily stopped by the end user thanks to the latched stop device. Size: 50x43.5x23.5 cm Weight: 8.3 Kg		
14	Air Regulator		Osaka	Japan	1
		Air Inlet : 1/2" Filter : 20u Working Pressure: 05-9.9 atu Operating Temperature: 5-60°C Water Capacity: 80 ml Air Permeability: 2200 lt/min			
15	Air Line Connection		Osaka	Japan	1
		Polyurethane Pneumatic fittings			
16	Lighting		EAT	Turkey	6
		Body : Polycarbonate RAL 9003 body , Metal lock clip Diffuser: Polycarbonate opal cover Light Source: Mid Power LED Power: 28 W / 38 W / 55 W Input Voltage: 220-240V - IP 65			
17	Outdoor Lighting		CSR	Turkey	6
		Operating Voltage / Current: DC 12/15V 1.4A Driving Type: Linear current and voltage controlled driver Light Source: 3W 12pcs power LED LENS Feature: 25° collimator LENS	White:5000-7000K Physical Properties : Polycarbonate plastic black aluminum profile		