

























No	Equipment	Explanation	Orjin	Piece
1		Bodywork MWS Insulated Body - 4,50 Mt. Production from twisted C type channel steel. Base traverses 80mm height 3mm 18 mm Elastomeric rubber insulation walls. Floor 18mm Plywood plywood. Sliding windows to usable areas. Generator and compressor areas are quickly accessible cover. Exhaust and ventilation device. Stainless hinges and locks. Outside transportation center control board. Electrical cables are hidden inside the insulated chassis. Quick access cover to the lubricating and washing rollers. Monolithic crane connection channel to the body frame. Fixed glass rear door. Environmental and interior lighting 220v. Acrylic industrial chassis and surface paint. Quick-access rear bumper drawers. Metal items are fixed to the chassis.	ALURA Turkey	1
2		Aluminum Shutters Manuel Working Locking Systems Size : 1000 x 2300 mm	ALURA Turkey	2
3		Work Bench Width: 1.800 mm Depth: 700 mm Height: 2.000 mm Number of Drawers: 10 Drawer Carrying Capacity: 60 kg. Shelf Carrying Cap .: 80 kg. Socket 2 Pieces 25 mm MDF + Pvc on worktops Central locking system in drawers Electrostatic powder paint Standard 2 220V sockets in electrically connected workbenches	ALURA Turkey	1





No	Equipment	Explanation	Orjin	Piece
4		Generator Diesel Standby/Prime Power: 22 kVa / 20 kVa Standard Voltage: 400/230 V / 3 Phase Engine Bran: Perkins Engine Model: 1103A-33TG1 Alternator: Sincron RPM: 1500 rpm. Frequency: 60 Hz. Water Cooling	Power Turkey	1
5		Industrial Cabinet Drawers: 8 Height Adjustable Shelves: 3 Width : 1010 mm Depth : 615 mm Height : 2.000 mm These are leaf door, heavy load cabinets. They are welded, stabşe 1.20 mm sheet constructions. Electrostatic powder coated. There are round edged, embedded stripe channel, eloxal aluminium lugs and there are plastic taps on the lug heads.	Aykom Turkey	1
7		Pistone Compressor Electric Motor : 380 V Capacity: 630 Lt/min Pressure : 12 Bar Cylinder: 2 pcs Power: 7,5 Hp	Aykom Turkey	1
7		Air Tank 300 lt. Mounting on Chassis	ALURA Turkey	1
8		Cable Roller 20 Mt 5*1.5 Mm Three Phase : 400 Volt Power : 1000-3000 W Auto Rewind CE approved Weight: 9 Kg Dimensions: 42x39x23 Cm	Mavel Tukey	1






No	Equipment	Explanation	Orjin	Piece
9		Lubrication Oil Set Pneumatic pumps for oil Flow rate: 20 l / min Air inlet - Fluid Out connection: G 1/4 - G 1/2 Air working pressure: 6/8 bar Average air consumption: 230 l / min Noise level: 81 dB Oil viscosity: 80 SAE	Rassm Italy	4
		Drum Hose Reels Pressure: 150 bar Compatible fluids: Oils and Similar Material: Painted Steel Inlet-Outlet : G 1/2 "f - G 1/2 "m Operating temperature: -40 / +100 Pressure - Size: 1/2 " - 160 bar Length: 15 mt "		
		Guns for dispensing Flu: Technopolymer Digital meter: Yes Inlet swivel joint: G 1/2 f Filter: Yes Level locking button: Yes "		
10		Oil Tank Capacity : 250 Ltr Made of Steel Level Indicator Filling tap Pump stabilizer 1" Discharging valve	ALURA Turkey	1

No	Equipment	Explanation	Orjin	Piece
11		<p>Collant Transfer Set Pneumatic pumps for Collant Flow rate: 20 l / min Air inlet - Fluid Out connection: G 1/4 - G 1/2 Air working pressure: 6/8 bar Average air consumption: 230 l / min Noise level: 81 dB Oil viscosity: 80 SAE</p>	Rassm Italy	2
		<p>Drum Hose Reels Pressure: 150 bar Compatible fluids: Colland Material: Inox Inlet-Outlet : G 1/2 "f - G 1/2 "m Operating temperature: -40 / +100 Pressure - Size: 1/2 " - 160 bar Length: 15 mt</p>		
		<p>Guns for dispensing Flu: Technopolymer Digital meter: Yes Inlet swivel joint: G 1/2 f Filter: Yes Level locking button: Yes</p>		
12		<p>Water Tank Capacity : 250 Ltr Made of Stainless Steel Level Indicator Filling tap Pump stabilizer 1" Discharging valve</p>	ALURA Turkey	2

No	Equipment	Explanation	Orjin	Piece
13		<p>Waste Oil Systems Set Flow rate: 70 l / min Max pressure: 8 bar. Max cycles for minute: 400 cpm. Max working temperature: 100 ° C Noise level: 70 dB Air working pressure: 2/6 Bar Membranes: EPDM</p> <p>Pressure: 150 bar. Compatible fluids: Oils Swivel joint: Zinc plated steel Seals: Polyurethane Characteristic: Fixed Material: Painted steel Inlet - Outlet: G 1/2 "(f) - G 1/2 "(f) Single row steel wire braid with high tensile strength High resistance to oil and wear Operating temperature -40C to +100 C Pressure: 160 bar Length: 15 mt</p>	Rassm Italy	1
14		<p>Waste Oil Tank Capacity : 250 Ltr Made of Steel Level Indicator Filling tap Pump stabilizer 1" Discharging valve</p>	ALURA Turkey	1

No	Equipment	Explanation	Orjin	Piece
15	   	Washing Machine COLD Electric Cold Washing Machine Pressure: 150 bar Flow rate: 700 lt / hour Engine Power: 3 kW Voltage - Phase 380V-3 50 Hz Weight: 74 Whasing Gun Pressure: 200 bar. Compatible fluids: Water Swivel joint: Stainless Metal Characteristic: Fixed Material: Painted steel Inlet: G 3/8 " (f) Outlet: G 3/8 "(f) Internal drum width: 110 mm Single row steel wire braid with high tensile strength High resistance to oil and wear Operating temperature -40 C / +100 C Size: 3/8 " Pressure: 160 bar Length: 25 mt.	Rottest Turkey	1
16		Water Tank Volume: 500 lt Stainless metal welding Metal prism tank Occupancy indicator Filler caps Pump stabilizer Discharge1" valve	ALURA Turkey	1
17		Water Transfer Set Maximum Motor power : 1000 W Maximum Water Flow: 4500 l/hour Maximum pressure: 50/5 m/bar Working pattern: 1.9 - 3 bar Maximum suction : 8 m Maximum leaving water : 35 °C Connection type : G1 Power Cable H05RN-F : 1 m Weight without accessories : 14.7 kg Dimensions (L x W x H): 506 x 270 x 5 mm	Karcher Garmany	1

No	Equipment	Explanation	Orjin	Piece
18		Water Transfer Set Pressure: 20 bar. Compatible fluids: Water Swivel joint: Stainless Metal Seals: Polyurethane Characteristic: Fixed Inlet: G 1/2 " (f) Outlet: G 1/2 "(g) Operating temperature -40 C / +80 C Size: 1/2 " Pressure: 10 bar Length: 20 mt	Karcher Garmany	1
19		Electric Crane Capacity: 600 / 1.200 kg Lifting height: 10 mt Lifting speed: 10/5 m / min Rope length: 20 mt Engine power: 930 W Voltage: 220-50 V / Hz	Atlas Kore	1
20		Welding method: MMA / Lift TIG Input Voltage: 1~220/230V ±10% Frequency: 50/60Hz Power: 8.7kW Power factor: 0.70 Welding current range: 10-250 A Open circuit voltage: 69 V Duty Cycle: 250A, 25% Dimensions: 285x190x420 HxWxD mm Weight: 9.3 kg. Electrode diameter: 1.6-5 Protection class: IP 23 Accessories: 3m. welding pliers, 3 m. chassis connection kit	BLUWELD Italy	1
21		Air Inlet : 1/2" Filter : 20u Working Pressure: 05-9.9 atu Operating Temperature: 5-60°C Water Capacity: 80 ml Air Permeability: 2200 lt/min	Osaka Japan	1

No	Equipment	Explanation	Orjin	Piece
22		Outdoor Lighting 240 Watts: 5800 Lumens Long: 30 Cm Working life: 30,000 hours Standard: IP67	EAE Turkey	10
23		Control panel of all equipment. Generator / Mains power connection.	ALURA Turkey	1
24		Fire extinguisher Capacity: 6 kg. Full Weight: 9.1 kg. Working Pressure: 18 bar. Discharge Time: 14 sec. Extinguishing Agent: MAP@ (ABC)	Çakır Turkey	2
25		Compressed air line installation. Polyurethane Pneumatic fittings	ALURA Turkey	1
26		Compressed air line installation. Polyurethane Pneumatic hose 10 mm.	ALURA Turkey	1