




















No	Equipment	Explanation	Orjin	Piece
1		Bodywork MWS Insulated Body - 4,50 Mt. Production from twisted C type channel steel. Base traverses 80mm height 3mm 18 mm Elastomeric rubber insulation walls. Floor 18mm Plywood plywood. Sliding windows to usable areas. Generator and compressor areas are quickly accessible cover. Exhaust and ventilation device. Stainless hinges and locks. Outside transportation center control board. Electrical cables are hidden inside the insulated chassis. Quick access cover to the lubricating and washing rollers. Monolithic crane connection channel to the body frame. Steel door at rear with fixed glass. Environmental and interior lighting 220v. Acrylic industrial chassis and surface paint. Quick-access rear bumper drawers. Metal items are fixed to the chassis.	ALURA Turkey	1
2		Aluminum Shutters Manuel Working Locking Systems Size : 1000 x 2300 mm	ALURA Turkey	4
3		Generator Diesel Standby/Prime Power: 33 kVa / 30 kVa Standard Voltage: 400/230 V / 3 Phase Engine Bran: Perkins Engine Model: 4B3.9-G12 Alternator: Stamford RPM: 1800 rpm. Frequency: 60 Hz. Water Cooling	Power Turkey	1

No	Equipment	Explanation	Orjin	Piece
4		Pistone Compressor Electric Motor : 380 V Capacity: 630 Lt/min Pressure : 12 Bar Cylinder: 2 pcs Power: 7,5 Hp	Aykom Turkey	1
5		Air Tank 250 lt. Mounting on Chassis	ALURA Turkey	1
6		Cable Roller 20 Mt 5*1.5 Mm Three Phase : 400 Volt Cable Thickness: 5*1.5 Mm ² Cable Length: 20 Mt Cable Type : H07RN-F Power : 1000-3000 W Auto Rewind Plastic outer cover steel swivel wall bracket It can be easily stopped by the end user thanks to the latch stop device. CE approved Weight: 9 Kg Dimensions: 42x39x23 Cm	Mavel Tukey	1

No	Equipment	Explanation	Orjin	Piece
7	  	<p>Lubrication Oil Set Pneumatic pumps for oil Flow rate: 20 l / min Air inlet - Fluid Out connection: G 1/4 - G 1/2 Air working pressure: 6/8 bar Average air consumption: 230 l / min Noise level: 81 dB Oil viscosity: 80 SAE</p> <p>Drum Hose Reels Pressure: 150 bar Compatible fluids: Oils and Similar Material: Painted Steel Inlet-Outlet : G 1/2 "f - G 1/2 "m Operating temperature: -40 / +100 Pressure - Size: 1/2 " - 160 bar Length: 15 mt "</p> <p>Guns for dispensing Flu: Technopolymer Digital meter: Yes Inlet swivel joint: G 1/2 f Filter: Yes Level locking button: Yes "</p>	<p>Rassm italy</p>	<p>4</p>

No	Equipment	Explanation	Orjin	Piece
8	  	<p>Lubrication Grease Set Grease dispenser kit for drums external Ratio: 50:1 Flow rate: 1500 g/min For drums with internal: \varnothing 370/420 Compatible fluids: Greases, medium / high viscosity Air inlet - Fluid out connection: G1/4f - G3/8f Air working pressure: 6/8 bar Average air consumption: 330 l / min Noise level: 81 dB Weight: 4.6kg</p> <p>Grease guns Capacité : 0,1 - 2,5 litres/min. Type de compteur : Erreur électronique 3 % Diamètre d'entrée : 1/4 pouce (7 mm.) Pression : 550 bars Poids : 2,3 kg</p> <p>Drum Hose Reels Pressure: 400 bar Hose: 15 mt Seals: Polyurethane Material: Painted Steel Inlet - Outlet : G 3/8 "f - G 3/8 "m Internal drum width: 110 m</p>	Rassm Italy	1

No	Equipment	Explanation	Orjin	Piece
9	   	Washing Machine COLD Electric Cold Washing Machine Pressure: 150 bar Flow rate: 700 lt / hour Engine Power: 3 kW Voltage - Phase 380V-3 50 Hz Weight: 74 Whasing Gun Pressure: 200 bar. Compatible fluids: Water Swivel joint: Stainless Metal Characteristic: Fixed Material: Painted steel Inlet: G 3/8 " (f) Outlet: G 3/8 "(f) Internal drum width: 110 mm Single row steel wire braid with high tensile strength High resistance to oil and wear Operating temperature -40 C / +100 C Size: 3/8 " Pressure: 160 bar Length: 25 mt.	Rottest Turkey	1
10		Water Tank Volume: 1000 lt Stainless metal welding Metal prism tank Occupancy indicator Filler caps Pump stabilizer Discharge1" valve	ALURA Turkey	1
11		Water Transfer Set Maximum Motor power : 1000 W Maximum Water Flow: 4500 l/hour Maximum pressure: 50/5 m/bar Working pattern: 1.9 - 3 bar Maximum suction : 8 m Maximum leaving water : 35 °C Connection type : G1 Power Cable H05RN-F : 1 m Weight without accessories : 14.7 kg Dimensions (L x W x H): 506 x 270 x 5 mm	Karcher Garmany	1

No	Equipment	Explanation	Orjin	Piece
12		Water Transfer Set Pressure: 20 bar. Compatible fluids: Water Swivel joint: Stainless Metal Seals: Polyurethane Characteristic: Fixed Inlet: G 1/2 " (f) Outlet: G 1/2 "(g) Operating temperature -40 C / +80 C Size: 1/2 " Length: 20 mt	Karcher Garmany	1
13		Electric Crane Capacity: 600 / 1.200 kg Lifting height: 10 mt Lifting speed: 10/5 m / min Rope length: 20 mt Engine power: 930 W Voltage: 220-50 V / Hz	Atlas Kore	1
14		MMA Welding Machine Mains Voltage: 3 Phase, 50/60 Hz, 380 V Installed Power : 15 kVa Delayed Fuse : 42 A Idle Operating Voltage: 38 V Output Current Range: 5-300 A Standards: EN 60974-1 / EN 60974-10 Protection class : 23 IP Insulation Class: H Dimensions (L*W*H) 680 / 510 / 460 mm Weight: 101 kg.	Gekama Turkey	1
15		Barrel Lifting Sling Carrying Capacity: 500 kg Proven test load: 2000 kg Diameter - Length: 6.3 / 516 mm Max. Barrel Diameter : 690 mm Weight : 3.6 kg	NLDHE Turkey	1
16		Yellow Signal Lamp NPN-818B EMC approved DC 12-24V 60 pcs SMD LEDs Flashing-Double Flashing-Rotating feature IP65 Ability to work between -30 and +50 degrees	NPN Turkey	4